

Product list

2020

Product list of the ELISA diagnostic kits
Compliance with the requirements of international standard EN ISO 13485:2016

Contents

Human immunodeficiency virus	4
Hepatitis viruses A, B, C, D, E	4
Sexually transmitted infections (STIs).....	6
Human herpes viruses and TORCH-infections	7
Mycoses	9
Tick-borne and zoonotic infections	9
Vaccine-preventable diseases.....	11
Respiratory infections	11
Tuberculosis	12
Parasitic infections	12
Gastrointestinal diseases	13
Hormones.....	14
Diabetes	15
Pregnancy.....	16
Anemia	16
Tumor markers.....	17
Acute phase proteins	18
Thrombosis.....	18
Cardiac markers	18
Renal function	19
Systemic and autoimmune diseases.....	19
Humoral immune status	20
Cytokines.....	21

New kits

SARS-CoV-2-IgG-EIA-BEST	12
SARS-CoV-2-IgM-EIA-BEST	12
CA 72-4-EIA-BEST	17

Human immunodeficiency virus

<i>Cat. No.</i>	<i>Kit name</i>	<i>Number of tests</i>	<i>Clinical specimens</i>	<i>Comments</i>
D-0134	HIV-1 p24-antigen-EIA-BEST	12×8	Blood serum/plasma	Detection and confirmation of the presence of HIV-1 p24 antigen
	CombiBest HIV-1,2 Ag/Ab			
D-0151	Set 1	24×8	Blood serum/plasma	Detection of anti-HIV-1, 2 antibodies and HIV-1 p24 antigen
D-0152	Set 2	12×8		
	UniBest HIV-1,2 Ab			
D-0193	Set 1/strip	24×8	Blood serum/plasma	Detection of total antibodies to HIV-1, 2
D-0192	Set 2	12×8		Two-step analysis
D-0160	LIA-Blot HIV-1,2 BEST	24	Blood serum/plasma	Confirmation of the presence of antibodies to HIV-1, 2 antigens by immunoblot

Hepatitis viruses A, B, C, D, E

<i>Cat. No.</i>	<i>Kit name</i>	<i>Number of tests</i>	<i>Clinical specimens</i>	<i>Comments</i>
Hepatitis A				
D-0352	Vectohep A-IgM	12×8	Blood serum/plasma	Detection of IgM to hepatitis A virus
D-0356	HAV-antigen-EIA-BEST	12×8	Feces	Detection of hepatitis A virus antigen
D-0362	Vectohep A-IgG	12×8	Blood serum/plasma, blood products	Detection and quantification of IgG to hepatitis A virus
	CE			
Hepatitis B				
	HBsAg-EIA-BEST			
D-0543	Set 2	24×8	Blood serum/plasma	Detection of HBs antigen Two-step analysis
D-0544	Set 3	12×8		Sensitivity: 0.01 IU/ml
D-0546	HBsAg-confirmatory-EIA-BEST	6×8	Blood serum/plasma	Confirmation of the presence of HBs antigen Sensitivity: 0.01 IU/ml
	Vectohep B-HBs-antigen			
D-0557	Set 2	24×8	Blood serum/plasma	Detection of HBs antigen One-step analysis
D-0556	Set 3	12×8		Sensitivity: 0.05/0.01 IU/ml
D-0559	Set 4	480		
	Vectohep B-HBs-antigen-confirmatory test			
D-0558	Set 1	6×8	Blood serum/plasma	Confirmation of the presence of HBs antigen One-step analysis Sensitivity: 0.05/0.01 IU/ml

<i>Cat. No.</i>	<i>Kit name</i>	<i>Number of tests</i>	<i>Clinical specimens</i>	<i>Comments</i>
Hepatitis B				
D-0545	HBsAg-EIA-BEST-quantitative	12×8	Blood serum/plasma	Quantification of HBs antigen Sensitivity: 0.05 IU/ml Measurement range: 0–10 IU/ml
D-0562	VectoHBsAg-antibodies	12×8	Blood serum/plasma	Detection and quantification of antibodies to HBs antigen
D-0564	VectoHBcAg-IgM	12×8	Blood serum/plasma	Detection of IgM to hepatitis B core antigen
D-0566	VectoHBcAg-antibodies	12×8	Blood serum/plasma	Detection of total antibodies to hepatitis B core antigen
D-0574	HepaBest anti-HBc-IgG	12×8	Blood serum/plasma	Detection of IgG to hepatitis B core antigen
D-0576	VectoHBe-antigen	12×8	Blood serum/plasma	Detection of E antigen of hepatitis B virus
D-0578	VectoHBe-IgG	12×8	Blood serum/plasma	Detection of IgG to HBe antigen of hepatitis B virus
Hepatitis C				
D-0760	RecombiBest anti-HCV-IgM	12×8	Blood serum/plasma	Detection of IgM to hepatitis C virus
D-0772	Best anti-HCV Set 2	12×8	Blood serum/plasma	Detection of IgG and IgM to hepatitis C virus
D-0773	Set 3	24×8		
D-0775	Set 4	60×8		
D-0774	Best anti-HCV-spectrum	6×4	Blood serum/plasma	Detection of IgG and IgM to the antigens of hepatitis C virus (core, NS3, NS4, NS5)
D-0776	Best anti-HCV-confirmatory test	12×4	Blood serum/plasma	Confirmation of the presence of IgG and IgM to hepatitis C virus
D-0777	HCV Ag/Ab-EIA-BEST Set 1	12×8	Blood serum/plasma	Detection of antibodies to hepatitis C virus and HCV core antigen
D-0778	Set 2	24×8		
D-0779	HCV core-antigen-EIA-BEST	12×8	Blood serum/plasma	Detection of hepatitis C virus core antigen
Hepatitis D				
D-0952	Vectohep D-IgM	12×8	Blood serum/plasma	Detection of IgM to hepatitis D virus
D-0954	Vectohep D-antibodies	12×8	Blood serum/plasma	Detection of total antibodies to hepatitis D virus

Cat. No.	Kit name	Number of tests	Clinical specimens	Comments
Hepatitis E				
D-1056	Vectohep E-IgG	12×8	Blood serum/plasma	Detection of IgG to hepatitis E virus
D-1058	Vectohep E-IgM	12×8	Blood serum/plasma	Detection of IgM to hepatitis E virus
Sexually transmitted infections (STIs)				
Cat. No.	Kit name	Number of tests	Clinical specimens	Comments
Syphilis				
D-1851	RecombiBest antipallidum-IgG Set 1	2×96	Blood serum/plasma	Detection of IgG to <i>Treponema pallidum</i>
D-1852	Set 2	12×8		
D-1856	RecombiBest antipallidum-total antibodies Set 2	12×8	Blood serum/plasma	Detection of total antibodies to <i>Treponema pallidum</i>
D-1857	Set 3	24×8		
D-1875	Set 4	60×8		
D-1858	RecombiBest antipallidum-IgM	12×8	Blood serum/plasma	Detection of IgM to <i>Treponema pallidum</i>
D-1860	Treponema pallidum-blot-BEST	24	Blood serum/plasma	Confirmation of the presence of antibodies to <i>Treponema pallidum</i> by immunoblot
D-1812	LumiBest antipallidum	80	Blood serum/plasma	Detection of antibodies to <i>Treponema pallidum</i> by immunofluorescence
D-1820	PHA-BEST antipallidum	100	Blood serum/plasma	Detection of antibodies to <i>Treponema pallidum</i> by passive hemagglutination reaction
D-1822	Anticardiolipin-RPR-BEST	400	Blood serum/plasma	Detection of syphilis-associated antibodies to cardiolipin by the precipitation reaction
Chlamydiosis				
D-1964	ChlamyBest C.trachomatis-IgG	12×8	Blood serum/plasma	Detection of IgG to <i>Chlamydia trachomatis</i>
D-1966	ChlamyBest C.trachomatis-IgM	12×8	Blood serum/plasma	Detection of IgM to <i>Chlamydia trachomatis</i>
D-1968	ChlamyBest C.trachomatis-IgA	12×8	Blood serum/plasma	Detection of IgA to <i>Chlamydia trachomatis</i>
D-1972	ChlamyBest cHSP60-IgG	12×8	Blood serum/plasma	Detection of IgG to <i>Chlamydia trachomatis</i> heat shock protein (cHSP60)
D-1982	ChlamyBest MOMP+ Pgp3-IgG	12×8	Blood serum/plasma	Detection of IgG to <i>Chlamydia trachomatis</i> major outer membrane protein (MOMP) and plasmid-encoded protein (Pgp3)

<i>Cat. No.</i>	<i>Kit name</i>	<i>Number of tests</i>	<i>Clinical specimens</i>	<i>Comments</i>
Trichomoniasis				
D-2052	Trichomonas vaginalis-IgG-EIA-BEST	12×8	Blood serum/plasma	Detection of IgG to <i>Trichomonas vaginalis</i>
D-2058	Trichomonas vaginalis-IgA-EIA-BEST	12×8	Blood serum/plasma	Detection of IgA to <i>Trichomonas vaginalis</i>
Ureaplasmosis				
D-2254	Ureaplasma urealyticum-IgG-EIA-BEST	12×8	Blood serum/plasma	Detection of IgG to <i>Ureaplasma urealyticum</i> antigens
D-2258	Ureaplasma urealyticum-IgA-EIA-BEST	12×8	Blood serum/plasma	Detection of IgG to <i>Ureaplasma urealyticum</i> antigens
Mycoplasmosis				
D-4352	Mycoplasma hominis-IgG-EIA-BEST	12×8	Blood serum/plasma	Detection of IgG to <i>Mycoplasma hominis</i>
D-4358	Mycoplasma hominis-IgA-EIA-BEST	12×8	Blood serum/plasma	Detection of IgA to <i>Mycoplasma hominis</i>

Human herpes viruses and TORCH-infections

<i>Cat. No.</i>	<i>Kit name</i>	<i>Number of tests</i>	<i>Clinical specimens</i>	<i>Comments</i>
Toxoplasmosis				
D-1752	VectoToxo-IgG	12×8	Blood serum/plasma	Detection and quantification of IgG to <i>Toxoplasma gondii</i>
D-1754	VectoToxo-IgA	12×8	Blood serum/plasma	Detection of IgA to <i>Toxoplasma gondii</i>
D-1756	VectoToxo-IgM	12×8	Blood serum/plasma	Detection of IgM to <i>Toxoplasma gondii</i>
D-1760	Toxo-IgM-EIA-BEST	12×8	Blood serum/plasma	Detection of IgM to <i>Toxoplasma gondii</i> using the antibody capture method
D-1762	VectoToxo-IgG-avidity	6×8	Blood serum/plasma	Determination of the avidity index of IgG to <i>Toxoplasma gondii</i>
D-1764	VectoToxo-antibodies	12×8	Blood serum/plasma	Detection of total antibodies to <i>Toxoplasma gondii</i>
Rubella				
D-2552	VectoRubella-IgG	12×8	Blood serum/plasma	Detection and quantification of IgG to rubella virus
D-2554	VectoRubella-IgM	12×8	Blood serum/plasma	Detection of IgM to rubella virus
D-2560	Rubella-IgM-EIA-BEST	12×8	Blood serum/plasma	Detection of IgM to rubella virus using the antibody capture method
D-2556	VectoRubella-IgG-Avidity	6x8	Blood serum/plasms	Determination of the avidity index of IgG to rubella virus

<i>Cat. No.</i>	<i>Kit name</i>	<i>Number of tests</i>	<i>Clinical specimens</i>	<i>Comments</i>
Cytomegalovirus infection				
D-1552	VectoCMV-IgM	12×8	Blood serum/plasma	Detection of IgM to cytomegalovirus
D-1556	CMV-IgG-EIA-BEST	12×8	Blood serum/plasma	Detection and quantification of IgG to cytomegalovirus
D-1557	CMV-IgM-EIA-BEST	12×8	Blood serum/plasma	Detection of IgM to cytomegalovirus using the antibody capture method
D-1558	VectoCMV-IgG-avidity	6×8	Blood serum/plasma	Determination of the avidity index of IgG to cytomegalovirus
D-1560	CMV-IgG-blot-BEST	20	Blood serum/plasma	Confirmation of the presence of IgG to cytomegalovirus by immunoblot
D-1566	VectoCMV-IEA-antibodies	12×8	Blood serum/plasma	Detection of IgG and IgM to cytomegalovirus immediate early antigen
Herpes simplex virus types 1 and 2 infection				
D-2152	VectoHSV-1,2-IgG	12×8	Blood serum/plasma	Detection of IgG to herpes simplex virus types 1 and 2
D-2154	VectoHSV-IgM	12×8	Blood serum/plasma	Detection of IgM to herpes simplex virus types 1 and 2
D-2156	VectoHSV-1,2-IgG-avidity	6×8	Blood serum/plasma	Determination of the avidity index of IgG to herpes simplex virus types 1 and 2
D-2158	VectoHSV-1-IgG	12×8	Blood serum/plasma	Detection of IgG to herpes simplex virus type 1
D-2180	VectoHSV-2-IgG	12×8	Blood serum/plasma	Detection of IgG to herpes simplex virus type 2
D-2181	VectoHSV-2-IgM	12×8	Blood serum/plasma	Detection of IgM to herpes simplex virus type 2
D-2182	VectoHSV-2-IgG-avidity	6×8	Blood serum/plasma	Determination of the avidity index of IgG to herpes simplex virus type 2
Epstein-Barr virus infection				
D-2170 CE	VectoEBV-NA-IgG	12×8	Blood serum/plasma	Detection of IgG to Epstein-Barr virus nuclear antigens
D-2172 CE	VectoEBV-EA-IgG	12×8	Blood serum/plasma	Detection of IgG to Epstein-Barr virus early antigens
D-2176 CE	VectoEBV-VCA-IgM	12×8	Blood serum/plasma	Detection of IgM to Epstein-Barr virus viral capsid antigens
D-2183	VectoEBV-VCA-IgG-avidity	6×8	Blood serum/plasma	Determination of the avidity index of IgG to Epstein-Barr virus viral capsid antigens
D-2184	VectoEBV-VCA-IgG	12×8	Blood serum/plasma	Detection of IgG to Epstein-Barr virus viral capsid antigens

<i>Cat. No.</i>	<i>Kit name</i>	<i>Number of tests</i>	<i>Clinical specimens</i>	<i>Comments</i>
Human herpes virus type 6 infection				
D-2166	VectoHHV-6-IgG	12×8	Blood serum/plasma	Detection of IgG to human herpes virus type 6
Human herpes virus type 8 infection				
D-2160	VectoHHV-8-IgG	12×8	Blood serum/plasma	Detection of IgG to human herpes virus type 8
Varicella-zoster virus infection				
D-2186	VectoVZV-gE-IgG	12×8	Blood serum/plasma	Detection of IgG to varicella-zoster virus glycoprotein E
D-2188	VectoVZV-IgM	12×8	Blood serum/plasma	Detection of IgM to varicella-zoster virus
D-2192	VectoVZV-IgG	12×8	Blood serum/plasma	Detection of IgG to varicella-zoster virus

Mycoses

<i>Cat. No.</i>	<i>Kit name</i>	<i>Number of tests</i>	<i>Clinical specimens</i>	<i>Comments</i>
Candidiasis				
D-4652	Candida-IgG-EIA-BEST	12×8	Blood serum/plasma	Detection of IgG to the fungi of <i>Candida</i> genus
D-4654	Candida-IgM-EIA-BEST	12×8	Blood serum/plasma	Detection of IgM to the fungi of <i>Candida</i> genus
D-4656	Candida-IgA-EIA-BEST	12×8	Blood serum/plasma	Detection of IgA to the fungi of <i>Candida</i> genus
Aspergillosis				
D-4752	Aspergill-IgG-EIA-BEST	12×8	Blood serum/plasma	Detection of IgG to <i>Aspergillus fumigatus</i> antigens

Tick-borne and zoonotic infections

<i>Cat. No.</i>	<i>Kit name</i>	<i>Number of tests</i>	<i>Clinical specimens</i>	<i>Comments</i>
Tick-borne encephalitis				
D-1152 CE	VectoTBEV-IgM	12×8	Blood serum/plasma	Detection of IgM to tick-borne encephalitis virus
D-1154	VectoTBEV-antigen	12×8	Ticks, cerebrospinal fluid	Detection of tick-borne encephalitis virus antigen
D-1156 CE	VectoTBEV-IgG	12×8	Blood serum/plasma	Detection and quantification of IgG to tick-borne encephalitis virus

<i>Cat. No.</i>	<i>Kit name</i>	<i>Number of tests</i>	<i>Clinical specimens</i>	<i>Comments</i>
Borreliosis				
D-1452	LymeBest-IgG	12×8	Blood serum/plasma	Detection of IgG to the causative agent of Lyme disease
D-1454	LymeBest-IgM	12×8	Blood serum/plasma	Detection of IgM to the causative agent of Lyme disease
Hemorrhagic fever with renal syndrome				
D-4902 CE	VectoHanta-IgG	12×8	Blood serum/plasma	Detection of IgG to hantaviruses
D-4903	Hanta-IgG-express-BEST	10	Blood serum/plasma, whole blood	Detection of IgG to hantaviruses by immunochromatography
D-4904 CE	VectoHanta-IgM	12×8	Blood serum/plasma	Detection of IgM to hantaviruses
D-4905	Hanta-IgM-express-BEST	10	Blood serum/plasma, whole blood	Detection of IgM to hantaviruses by immunochromatography
Crimean-Congo hemorrhagic fever				
D-5052 CE	VectoCrimean-CHF-IgG	12×8	Blood serum/plasma	Detection of IgG to Crimean-Congo hemorrhagic fever virus
D-5054 CE	VectoCrimean-CHF-IgM	12×8	Blood serum/plasma	Detection of IgM to Crimean-Congo hemorrhagic fever virus
D-5056 CE	VectoCrimean-CHF-antigen	12×8	Blood serum/plasma	Detection of Crimean-Congo hemorrhagic fever virus antigen
West Nile fever				
D-5150 CE	VectoNile-IgM	12×8	Blood serum/plasma	Detection of IgM to West Nile virus
D-5152 CE	VectoNile-IgG	12×8	Blood serum/plasma	Detection of IgG to West Nile virus
D-5154 CE	VectoNile-IgG-avidity	6×8	Blood serum/plasma	Determination of the avidity index of IgG to West Nile virus
Yersiniosis				
D-3202 CE	Yersinia-IgG-EIA-BEST	12×8	Blood serum/plasma	Detection of IgG to the causative agents of yersiniosis
D-3204 CE	Yersinia-IgA-EIA-BEST	12×8	Blood serum/plasma	Detection of IgA to the causative agents of yersiniosis
D-3206 CE	Yersinia-IgM-EIA-BEST	12×8	Blood serum/plasma	Detection of IgM to the causative agents of yersiniosis

Cat. No.	Kit name	Number of tests	Clinical specimens	Comments
Brucellosis				
D-3652	Brucellosis-IgG-EIA-BEST	12×8	Blood serum/plasma	Detection of IgG to the causative agent of brucellosis
D-3654	Brucellosis-IgA-EIA-BEST	12×8	Blood serum/plasma	Detection of IgA to the causative agent of brucellosis
D-3656	Brucellosis-IgM-EIA-BEST	12×8	Blood serum/plasma	Detection of IgM to the causative agent of brucellosis
D-3658	Brucellosis-antibodies-EIA-BEST	12×8	Blood serum/plasma	Detection of total antibodies to the causative agent of brucellosis

Vaccine-preventable diseases

Cat. No.	Kit name	Number of tests	Clinical specimens	Comments
Measles				
D-1356 CE	VectoMeasles-IgG	12×8	Blood serum/plasma	Detection and quantification of IgG to measles virus
D-1358 CE	VectoMeasles-IgM	12×8	Blood serum/plasma	Detection of IgM to measles virus
Mumps				
D-2602 CE	VectoMumps-IgG	12×8	Blood serum/plasma	Detection of IgG to mumps virus
D-2606	Mumps-IgM-EIA-BEST	12×8	Blood serum/plasma	Detection of IgM to mumps virus using the antibody capture method

Respiratory infections

Cat. No.	Kit name	Number of tests	Clinical specimens	Comments
<i>Chlamydomphila pneumoniae</i> infection				
D-1944	<i>Chlamydomphila pneumoniae</i> -IgG-EIA-BEST	12×8	Blood serum/plasma	Detection of IgG to <i>Chlamydomphila pneumoniae</i>
D-1946	<i>Chlamydomphila pneumoniae</i> -IgM-EIA-BEST	12×8	Blood serum/plasma	Detection of IgM to <i>Chlamydomphila pneumoniae</i>
D-1948	<i>Chlamydomphila pneumoniae</i> -IgA-EIA-BEST	12×8	Blood serum/plasma	Detection of IgA to <i>Chlamydomphila pneumoniae</i>

Cat. No.	Kit name	Number of tests	Clinical specimens	Comments
Respiratory mycoplasmosis				
D-4362	Mycoplasma pneumoniae-IgG-EIA-BEST	12×8	Blood serum	Detection of IgG to <i>Mycoplasma pneumoniae</i>
D-4366	Mycoplasma pneumoniae-IgM-EIA-BEST	12×8	Blood serum	Detection of IgM to <i>Mycoplasma pneumoniae</i>
D-4368	Mycoplasma pneumoniae-IgA-EIA-BEST	12×8	Blood serum	Detection of IgA to <i>Mycoplasma pneumoniae</i>

Coronavirus infection				
D-5501 CE	SARS-CoV-2-IgG-EIA-BEST	12×8	Blood serum/plasma	Detection of IgG to SARS-CoV-2
D-5502 CE	SARS-CoV-2-IgM-EIA-BEST	12×8	Blood serum/plasma	Detection of IgM to SARS-CoV-2

Tuberculosis

Cat. No.	Kit name	Number of tests	Clinical specimens	Comments
D-2352	AB-Tub-BEST	12×8	Blood serum/plasma	Detection of total antibodies to <i>Mycobacterium tuberculosis</i>

Parasitic infections

Cat. No.	Kit name	Number of tests	Clinical specimens	Comments
D-2752 CE	Toxocara-IgG-EIA-BEST	12×8	Blood serum/plasma	Detection of IgG to <i>Toxocara</i> antigens
D-2952	Opisthorchis-IgG-EIA-BEST	12×8	Blood serum/plasma	Detection of IgG to <i>Opisthorchis</i> antigens
D-2954	Opisthorchis-IgM-EIA-BEST	12×8	Blood serum/plasma	Detection of IgM to <i>Opisthorchis</i> antigens
D-2956	Opisthorchis-CIC-EIA-BEST	12×8	Blood serum/plasma	Detection of specific circulating immune complexes containing <i>Opisthorchis</i> antigens
D-2958	Clonorchis-IgG-EIA-BEST	12×8	Blood serum/plasma	Detection of IgG to <i>Clonorchis sinensis</i> antigens
D-3152 CE	Trichinella-IgG-EIA-BEST	12×8	Blood serum/plasma	Detection of IgG to <i>Trichinella</i> antigens
D-3154	Trichinella-IgM-EIA-BEST	12×8	Blood serum/plasma	Detection of IgM to <i>Trichinella</i> antigens
D-3356 CE	Echinococcus-IgG-EIA-BEST	12×8	Blood serum/plasma	Detection of IgG to <i>Echinococcus granulosus</i> antigens
D-3452 CE	Ascaris-IgG-EIA-BEST	12×8	Blood serum/plasma	Detection of IgG to <i>Ascaris lumbricoides</i> antigens

Cat. No.	Kit name	Number of tests	Clinical specimens	Comments
D-3454	Anisakis-IgG-EIA-BEST	12×8	Blood serum/plasma	Detection of IgG to the antigens of the nematodes of <i>Anisakis</i> genus
D-3456	Cysticercus-IgG-EIA-BEST	12×8	Blood serum/plasma	Detection of IgG to <i>Taenia solium</i> antigens
D-3552	Lambliia-antibodies-EIA-BEST	12×8	Blood serum/plasma	Detection of IgA, IgM, and IgG to <i>Giardia lamblia</i> antigens
D-3554	Lambliia-IgM-EIA-BEST	12×8	Blood serum/plasma	Detection of IgM to <i>Giardia lamblia</i> antigens
D-3556	Lambliia-antigen-EIA-BEST	12×8	Feces	Detection of <i>Giardia lamblia</i> antigens
D-3354	Helminths-IgG-EIA-BEST	24×8	Blood serum/plasma	Detection of IgG to the antigens of <i>Opisthorchis</i> , <i>Trichinella</i> , <i>Toxocara</i> , and <i>Echinococcus</i>

Gastrointestinal diseases

Cat. No.	Kit name	Number of tests	Clinical specimens	Comments
Helicobacter pylori infection				
D-3752	Helicobacter pylori-CagA-antibodies-EIA-BEST	12×8	Blood serum/plasma	Detection of total antibodies to <i>Helicobacter pylori</i> CagA antigen
Rotavirus infection				
D-1652 CE	Rotavirus-antigen-EIA-BEST	12×8	Virus-containing culture fluids, feces, samples of drinking and waste water, water from open reservoirs	Detection of human rotavirus antigen
Adenovirus infection				
D-1654 CE	Adenovirus-antigen-EIA-BEST	12×8	Feces	Detection of human adenovirus antigen
Norovirus infection				
D-1656	Norovirus-antigen-EIA-BEST	12×8	Feces	Detection of noroviruses of genogroups I and II
Celiac disease				
D-3754	IgG-Gliadin-EIA-BEST	12×8	Blood serum	Quantification of IgG to gliadin Sensitivity: 1 U/ml Measurement range: 0–100 U/ml
D-3756	IgA-Gliadin-EIA-BEST	12×8	Blood serum	Quantification of IgA to gliadin Sensitivity: 1 U/ml Measurement range: 0–100 U/ml

<i>Cat. No.</i>	<i>Kit name</i>	<i>Number of tests</i>	<i>Clinical specimens</i>	<i>Comments</i>
D-3758 CE	IgA-Transglutaminase-EIA-BEST	6×8	Blood serum/plasma	Quantification of IgA autoantibodies to tissue transglutaminase Sensitivity: 2.5 U/ml Measurement range: 0–100 U/ml
D-3760 CE	IgG-Transglutaminase-EIA-BEST	6×8	Blood serum/plasma	Quantification of IgG autoantibodies to tissue transglutaminase Sensitivity: 2.5 U/ml Measurement range: 0–100 U/ml
Atrophic gastritis				
D-3762 CE	Pepsinogen 1-EIA-BEST	12×8	Blood serum	Quantification of pepsinogen 1 Sensitivity: 0.5 µg/l Measurement range: 0–200 µg/l
D-3764 CE	Pepsinogen 2-EIA-BEST	12×8	Blood serum	Quantification of pepsinogen 2 Sensitivity: 0.5 µg/l Measurement range: 0–50 µg/l

Hormones

<i>Cat. No.</i>	<i>Kit name</i>	<i>Number of tests</i>	<i>Clinical specimens</i>	<i>Comments</i>
Thyroid function				
X-3952	TSH-EIA-BEST	12×8	Blood serum/plasma	Quantification of thyroid stimulating hormone (TSH) Sensitivity: 0.05 mIU/l Measurement range: 0–16 mIU/l
X-3954	T3 total-EIA-BEST	12×8	Blood serum	Quantification of total triiodothyronine (T3) Sensitivity: 0.2 nmol/l Measurement range: 0–9 nmol/l
X-3956	T4 total-EIA-BEST	12×8	Blood serum	Quantification of total thyroxin (T4) Sensitivity: 5 nmol/l Measurement range: 0–400 nmol/l
X-3962	T4 free-EIA-BEST	12×8	Blood serum	Quantification of free thyroxin (T4) Sensitivity: 0.5 pmol/l Measurement range: 0–80 pmol/l
X-3970	T3 free-EIA-BEST	12×8	Blood serum	Quantification of free triiodothyronine (T3) Sensitivity: 0.5 pmol/l Measurement range: 0–20 pmol/l
X-3966	TG-EIA-BEST	12×8	Blood serum	Quantification to thyroglobulin (TG) Sensitivity: 1.0 ng/ml Measurement range: 0–300 ng/ml

<i>Cat. No.</i>	<i>Kit name</i>	<i>Number of tests</i>	<i>Clinical specimens</i>	<i>Comments</i>
X-3958	Anti-TG-EIA-BEST	12×8	Blood serum	Quantification of total antibodies to thyroglobulin (TG) Sensitivity: 5 IU/ml Measurement range: 0–2000 IU/ml
X-3968	Anti-TPO-EIA-BEST	12×8	Blood serum	Quantification of total antibodies to thyroid peroxidase (TPO) Sensitivity: 2 U/ml Measurement range: 0–1000 U/ml

Reproductive system function

X-3960	Prolactin-EIA-BEST	12×8	Blood serum	Quantification of prolactin Sensitivity: 15 mIU/l Measurement range: 0–3000 mIU/l
X-3972	Testosterone-EIA-BEST	12×8	Blood serum	Quantification of testosterone Sensitivity: 0.2 nmol/l Measurement range: 0–60 nmol/l
X-3974	FSH-EIA-BEST	12×8	Blood serum	Quantification of follicle-stimulating hormone (FSH) Sensitivity: 0.3 mIU/ml Measurement range: 0–100 mIU/ml
X-3976	LH-EIA-BEST	12×8	Blood serum	Quantification of luteinizing hormone (LH) Sensitivity: 0.3 mIU/ml Measurement range: 0–100 mIU/ml
X-3978	Progesterone-EIA-BEST	12×8	Blood serum	Quantification of progesterone Sensitivity: 0.4 nmol/l Measurement range: 0–100 nmol/l

Pituitary-adrenal system function

X-3964	Cortisol-EIA-BEST	12×8	Blood serum	Quantification of cortisol Sensitivity: 5 nmol/l Measurement range: 0–1200 nmol/l
--------	-------------------	------	-------------	---

Diabetes

<i>Cat. No.</i>	<i>Kit name</i>	<i>Number of tests</i>	<i>Clinical specimens</i>	<i>Comments</i>
X-4001	C-peptide-EIA-BEST	12×8	Blood serum/plasma	Quantification of C-peptide Sensitivity: 15 pmol/l Measurement range: 0–5000 pmol/l
X-4002	Insulin-EIA-BEST	12×8	Blood serum/plasma	Quantification of insulin Sensitivity: 0.75 mIU/l Measurement range: 0–200 mIU/l

Pregnancy



<i>Cat. No.</i>	<i>Kit name</i>	<i>Number of tests</i>	<i>Clinical specimens</i>	<i>Comments</i>
D-4154	HCG-EIA-BEST	12×8	Blood serum	Quantification of human chorionic gonadotropin (hCG) Sensitivity: 2 IU/l Measurement range: 0–500 IU/l
D-4158	free beta-HCG-EIA-BEST	12×8	Blood serum	Quantification of free beta-subunit of human chorionic gonadotropin (hCG) Sensitivity: 0.5 ng/ml Measurement range: 0–200 ng/ml
D-4160	PAPP-A-EIA-BEST	12×8	Blood serum	Quantification of pregnancy-associated plasma protein A (PAPP-A) Sensitivity: 20 mIU/l Measurement range: 0–10000 mIU/l
X-3960	Prolactin-EIA-BEST	12×8	Blood serum	Quantification of prolactin Sensitivity: 15 mIU/l Measurement range: 0–3000 mIU/l
T-8456	AFP-EIA-BEST	12×8	Blood serum	Quantification of alpha-fetoprotein (AFP) Sensitivity: 2.5 IU/ml Measurement range: 0–400 IU/ml
T-8468	TBG-EIA-BEST	12×8	Blood serum	Quantification of pregnancy-specific 1-glycoprotein Sensitivity: 1.0 ng/ml Measurement range: 0–200 ng/ml
T-8552	Ferritin-EIA-BEST	12×8	Blood serum/plasma	Quantification of ferritin Sensitivity: 2.5 ng/ml Measurement range: 0–500 ng/ml

Anemia

<i>Cat. No.</i>	<i>Kit name</i>	<i>Number of tests</i>	<i>Clinical specimens</i>	<i>Comments</i>
T-8552	Ferritin-EIA-BEST	12×8	Blood serum/plasma	Quantification of ferritin Sensitivity: 2.5 ng/ml Measurement range: 0–500 ng/ml
A-8776	Erythropoietin-EIA-BEST	12×8	Blood serum/plasma	Quantification of erythropoietin Sensitivity: 0.5 mIU/ml Measurement range: 0–200 mIU/ml

Tumor markers

<i>Cat. No.</i>	<i>Kit name</i>	<i>Number of tests</i>	<i>Clinical specimens</i>	<i>Comments</i>
D-4154	HCG-EIA-BEST	12×8	Blood serum	Quantification of human chorionic gonadotropin (hCG) Sensitivity: 2 IU/l Measurement range: 0–500 IU/l
D-4158	free beta-HCG-EIA-BEST	12×8	Blood serum	Quantification of free beta-subunit of human chorionic gonadotropin (hCG) Sensitivity: 0.5 ng/ml Measurement range: 0–200 ng/ml
T-8454	CEA-EIA-BEST	12×8	Blood serum	Quantification of carcinoembryonic antigen (CEA) Sensitivity: 3.3 mIU/ml Measurement range: 0–880 mIU/ml
T-8455	CA 72-4-EIA-BEST	12×8	Blood serum	Quantification of CA 72-4 Sensitivity: 0.16 U/ml Measurement range: 0–100 U/ml
T-8456	AFP-EIA-BEST	12×8	Blood serum	Quantification of alpha-fetoprotein (AFP) Sensitivity: 2.5 IU/ml Measurement range: 0–400 IU/ml
T-8453	PSA total-EIA-BEST variant 2	12×8	Blood serum	Quantification of total prostate-specific antigen (PSA) Sensitivity: 0.01 ng/ml Measurement range: 0–5 ng/ml
T-8460	PSA free-EIA-BEST	12×8	Blood serum	Quantification of free prostate-specific antigen (PSA) Sensitivity: 0.05 ng/ml Measurement range: 0–5 ng/ml
T-8466	CA-125-EIA-BEST	12×8	Blood serum	Quantification of tumor marker CA-125 Sensitivity: 1.5 U/ml Measurement range: 0–400 U/ml
T-8467	HE4-EIA-BEST	12×8	Blood serum	Quantification of tumor marker HE4 Sensitivity: 1.5 pmol/l Measurement range: 0–1000 pmol/l
T-8468	TBG-EIA-BEST	12×8	Blood serum	Quantification of trophoblastic beta 1-glycoprotein (TBG) Sensitivity: 1.0 ng/ml Measurement range: 0–200 ng/ml
T-8470	CA 19-9-EIA-BEST	12×8	Blood serum	Quantification of CA 19-9 Sensitivity: 1 U/ml Measurement range: 0–300 U/ml
T-8472	CA 15-3-EIA-BEST	12×8	Blood serum	Quantification of tumor marker CA 15-3 Sensitivity: 1.5 U/ml Measurement range: 0–400 U/ml

<i>Cat. No.</i>	<i>Kit name</i>	<i>Number of tests</i>	<i>Clinical specimens</i>	<i>Comments</i>
T-8476	NSE-EIA-BEST	12×8	Blood serum	Quantification of neuron specific enolase (NSE) Sensitivity: 0.5 ng/ml Measurement range: 0–130 ng/ml
T-8552	Ferritin-EIA-BEST	12×8	Blood serum/plasma	Quantification of ferritin Sensitivity: 2.5 ng/ml Measurement range: 0–500 ng/ml
D-3762 	Pepsinogen 1-EIA-BEST	12×8	Blood serum	Quantification of pepsinogen 1 Sensitivity: 0.5 µg/l Measurement range: 0–200 µg/l
D-3764 	Pepsinogen 2-EIA-BEST	12×8	Blood serum	Quantification of pepsinogen 2 Sensitivity: 0.5 µg/l Measurement range: 0–50 µg/l

Acute phase proteins

<i>Cat. No.</i>	<i>Kit name</i>	<i>Number of tests</i>	<i>Clinical specimens</i>	<i>Comments</i>
A-9002	CRP-EIA-BEST highly sensitive	12×8	Blood serum	Highly sensitive quantification of C-reactive protein (CRP) Sensitivity: 0.05 IU/l Measurement range: 0–10 IU/l
A-9004	Procalcitonin-EIA-BEST	12×8	Blood serum/plasma	Quantification of procalcitonin Sensitivity: 0.04 ng/ml Measurement range: 0–12.8 ng/ml

Thrombosis

<i>Cat. No.</i>	<i>Kit name</i>	<i>Number of tests</i>	<i>Clinical specimens</i>	<i>Comments</i>
D-9120	D-dimer-EIA-BEST	12×8	Blood plasma	Quantification of D-dimer Sensitivity: 10 ng/ml Measurement range: 0–1500 ng/ml

Cardiac markers

<i>Cat. No.</i>	<i>Kit name</i>	<i>Number of tests</i>	<i>Clinical specimens</i>	<i>Comments</i>
A-9002	CRP-EIA-BEST highly sensitive	12×8	Blood serum	Highly sensitive quantification of C-reactive protein (CRP) Sensitivity: 0.05 IU/l Measurement range: 0–10 IU/l
A-9102	NTproBNP-EIA-BEST	12×8	Blood serum	Quantification of N-terminal prohormone of brain natriuretic peptide (NTproBNP) Sensitivity: 20 pg/ml Measurement range: 0–2000 pg/ml
A-9104	FABP-EIA-BEST	12×8	Blood serum	Quantification of fatty-acid-binding protein (FABP) Sensitivity: 0.05 ng/ml Measurement range: 0–15 ng/ml

<i>Cat. No.</i>	<i>Kit name</i>	<i>Number of tests</i>	<i>Clinical specimens</i>	<i>Comments</i>
A-9106	Troponin I-EIA-BEST	12×8	Blood serum	Quantification of troponin I Sensitivity: 0.02 ng/ml Measurement range: 0–6 ng/ml
A-9108	Myoglobin-EIA-BEST	12×8	Blood serum	Quantification of myoglobin Sensitivity: 4 ng/ml Measurement range: 0–1000 ng/ml
D-9120	D-dimer-EIA-BEST	12×8	Blood plasma	Quantification of D-dimer Sensitivity: 10 ng/ml Measurement range: 0–1500 ng/ml
A-9130	Cystatin C-EIA-BEST	12×8	Blood serum	Quantification of cystatin C Sensitivity: 0.05 µg/ml Measurement range: 0–10 µg/ml

Renal function

<i>Cat. No.</i>	<i>Kit name</i>	<i>Number of tests</i>	<i>Clinical specimens</i>	<i>Comments</i>
A-9130	Cystatin C-EIA-BEST	12×8	Blood serum	Quantification of cystatin C Sensitivity: 0.05 µg/ml Measurement range: 0–10 µg/ml
A-8762	Interleukin-8-EIA-BEST	12×8	Blood serum, urine	Quantification of interleukin-8 Sensitivity: 2 pg/ml Measurement range: 0–250 pg/ml
A-8766	Interleukin-1 beta-EIA-BEST	12×8	Blood serum, urine	Quantification of interleukin-1 beta Sensitivity: 1 pg/ml Measurement range: 0–250 pg/ml
A-8768 CE	Interleukin-6-EIA-BEST	12×8	Blood serum, urine	Quantification of interleukin-6 Sensitivity: 0.5 pg/ml Measurement range: 0–300 pg/ml

Systemic and autoimmune diseases


<i>Cat. No.</i>	<i>Kit name</i>	<i>Number of tests</i>	<i>Clinical specimens</i>	<i>Comments</i>
D-3754	IgG-Gliadin-EIA-BEST	12×8	Blood serum	Quantification of IgG to gliadin Sensitivity: 1 U/ml Measurement range: 0–100 U/ml
D-3756	IgA-Gliadin-EIA-BEST	12×8	Blood serum	Quantification of IgA to gliadin Sensitivity: 1 U/ml Measurement range: 0–100 U/ml
D-3758 CE	IgA-Transglutaminase-EIA-BEST	6×8	Blood serum/plasma	Quantification of IgA autoantibodies to tissue transglutaminase Sensitivity: 2.5 U/ml Measurement range: 0–100 U/ml
D-3760 CE	IgG-Transglutaminase-EIA-BEST	6×8	Blood serum/plasma	Quantification of IgG autoantibodies to tissue transglutaminase Sensitivity: 2.5 U/ml Measurement range: 0–100 U/ml

<i>Cat. No.</i>	<i>Kit name</i>	<i>Number of tests</i>	<i>Clinical specimens</i>	<i>Comments</i>
X-3958	Anti-TG-EIA-BEST	12×8	Blood serum	Quantification of total antibodies to thyroglobulin (TG) Sensitivity: 5 IU/ml Measurement range: 0–2000 IU/ml
X-3968	Anti-TPO-EIA-BEST	12×8	Blood serum	Quantification of total antibodies to thyroid peroxidase (TPO) Sensitivity: 2 U/ml Measurement range: 0–1000 U/ml
A-8652	VectoRheumatoid factor M class	12×8	Blood serum	Quantification of M-class rheumatoid factor Sensitivity: 1.5 U/ml Measurement range: 0–300 U/ml
A-8654	VectoRheumatoid factor total	12×8	Blood serum	Quantification of total rheumatoid factor Sensitivity: 1.5 U/ml Measurement range: 0–300 U/ml
A-8656	Vecto-dsDNA-IgG	12×8	Blood serum	Quantification of autoimmune IgG to double-stranded DNA Sensitivity: 2 IU/ml Measurement range: 0–200 IU/ml
A-8658	Vecto-ssDNA-IgG	12×8	Blood serum	Quantification of autoimmune IgG to single-stranded DNA Sensitivity: 2 U/ml Measurement range: 0–200 U/ml
A-8660	IgE total-EIA-BEST	12×8	Blood serum	Quantification of total IgE Sensitivity: 2.5 IU/ml Measurement range: 0–800 IU/ml

Humoral immune status

<i>Cat. No.</i>	<i>Kit name</i>	<i>Number of tests</i>	<i>Clinical specimens</i>	<i>Comments</i>
A-8660	IgE total-EIA-BEST	12×8	Blood serum	Quantification of total IgE Sensitivity: 2.5 IU/ml Measurement range: 0–800 IU/ml
A-8662	IgG total-EIA-BEST	12×8	Blood serum	Quantification of total IgG Sensitivity: 2.5 U/ml Measurement range: 0–300 U/ml
A-8664	IgM total-EIA-BEST	12×8	Blood serum	Quantification of total IgM Sensitivity: 4 U/ml Measurement range: 0–400 U/ml
A-8666	IgA total-EIA-BEST	12×8	Blood serum	Quantification of total IgA Sensitivity: 1.5 U/ml Measurement range: 0–300 U/ml
A-8674	Immunoscreen-G, M, A-EIA-BEST	4×8	Blood serum	Quantification of total IgA, IgM, IgG
A-8668	IgA secretory-EIA-BEST	12×8	Blood serum	Quantification of secretory IgA (sIgA) Sensitivity: 0.35 mg/l Measurement range: 0–20 mg/l

Cytokines

<i>Cat. No.</i>	<i>Kit name</i>	<i>Number of tests</i>	<i>Clinical specimens</i>	<i>Comments</i>
A-8752	gamma-Interferon-EIA-BEST	12×8	Blood serum	Quantification of gamma-interferon Sensitivity: 2 pg/ml Measurement range: 0–1000 pg/ml
A-8754	Interleukin-4-EIA-BEST	12×8	Blood serum	Quantification of interleukin-4 Sensitivity: 0.4 pg/ml Measurement range: 0–100 pg/ml
A-8756	alpha-TNF-EIA-BEST	12×8	Blood serum	Quantification of tumor necrosis factor alpha Sensitivity: 1 pg/ml Measurement range: 0–250 pg/ml
A-8758	alpha-Interferon-EIA-BEST	12×8	Blood serum	Quantification of interferon alpha Sensitivity: 5 pg/ml Measurement range: 0–500 pg/ml
A-8760	alpha-Interferon-autoimmune antibodies-EIA-BEST	12×8	Blood serum	Quantification of autoimmune antibodies to interferon alpha Sensitivity: 0.4 ng/ml Measurement range: 0–100 ng/ml
A-8762	Interleukin-8-EIA-BEST	12×8	Blood serum, urine	Quantification of interleukin-8 Sensitivity: 2 pg/ml Measurement range: 0–250 pg/ml
A-8766	Interleukin-1 beta-EIA-BEST	12×8	Blood serum, urine	Quantification of interleukin-1 beta Sensitivity: 1 pg/ml Measurement range: 0–250 pg/ml
A-8768 	Interleukin-6-EIA-BEST	12×8	Blood serum, urine	Quantification of interleukin-6 Sensitivity: 0.5 pg/ml Measurement range: 0–300 pg/ml
A-8770	Interleukin-18-EIA-BEST	12×8	Blood serum	Quantification of interleukin-18 Sensitivity: 2 pg/ml Measurement range: 0–1000 pg/ml
A-8772	Interleukin-2-EIA-BEST	12×8	Blood serum	Quantification of interleukin-2 Sensitivity: 2 pg/ml Measurement range: 0–500 pg/ml
A-8774	Interleukin-10-EIA-BEST	12×8	Blood serum	Quantification of interleukin-10 Sensitivity: 1 pg/ml Measurement range: 0–500 pg/ml
A-8776	Erythropoietin-EIA-BEST	12×8	Blood serum/plasma	Quantification of erythropoietin Sensitivity: 0.5 mIU/ml Measurement range: 0–200 mIU/ml
A-8782	MCP-1-EIA-BEST	12×8	Blood serum	Quantification of monocyte chemoattractant protein-1 (MCP-1) Sensitivity: 15 pg/ml Measurement range: 0–2000 pg/ml
A-8784	VEGF-EIA-BEST	12×8	Blood serum	Quantification of vascular endothelial growth factor (VEGF) Sensitivity: 10 mIU/ml (pg/ml) Measurement range: 0–2000 mIU/ml (pg/ml)

Passed for printing on 11.11.2020. Circulation 150 copies.
